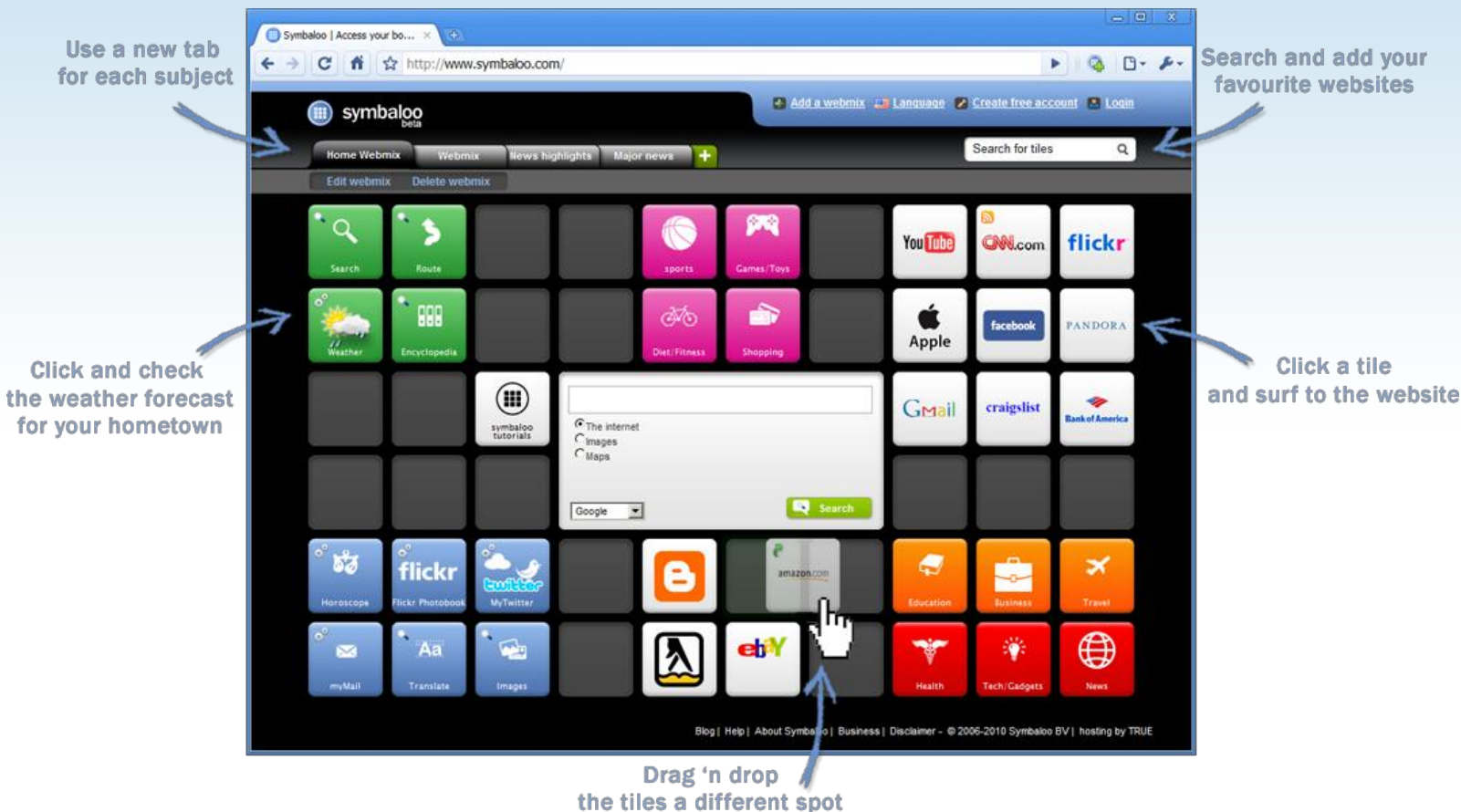


Symbaloo user guide



Chapter 1

Create a webmix

- ✓ Save time
- ✓ Organize your online life
- ✓ Never lose your bookmarks

Create.



Chapter 2

Share a webmix

- ✓ Share your webmix easily
- ✓ Inform others
- ✓ Get traffic from Google

Share.



Chapter 3

Discover webmixes

- ✓ Get the best links per topic
- ✓ Get inspired
- ✓ Find useful school webmixes

Discover.

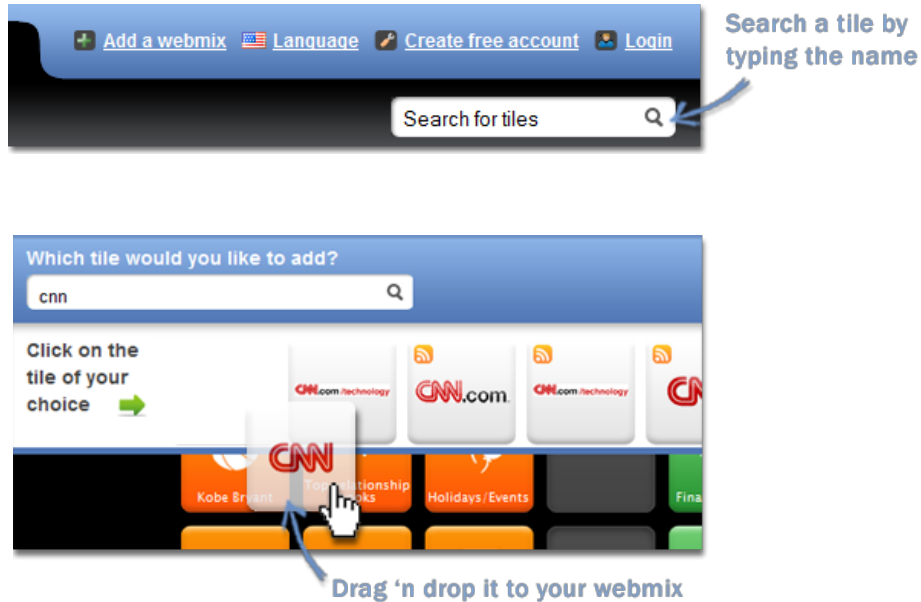


Create.

Learn how to create your personal Symbaloo

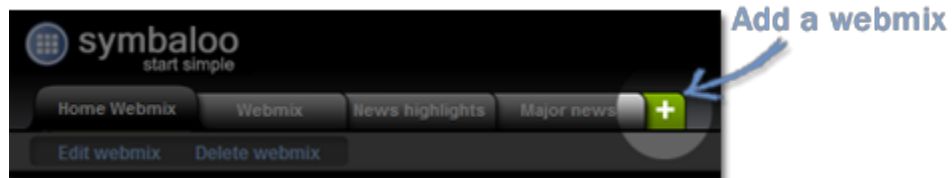
Add a tile

Want to add new tiles to your webmix? Type the name of the website or company in the tile search box



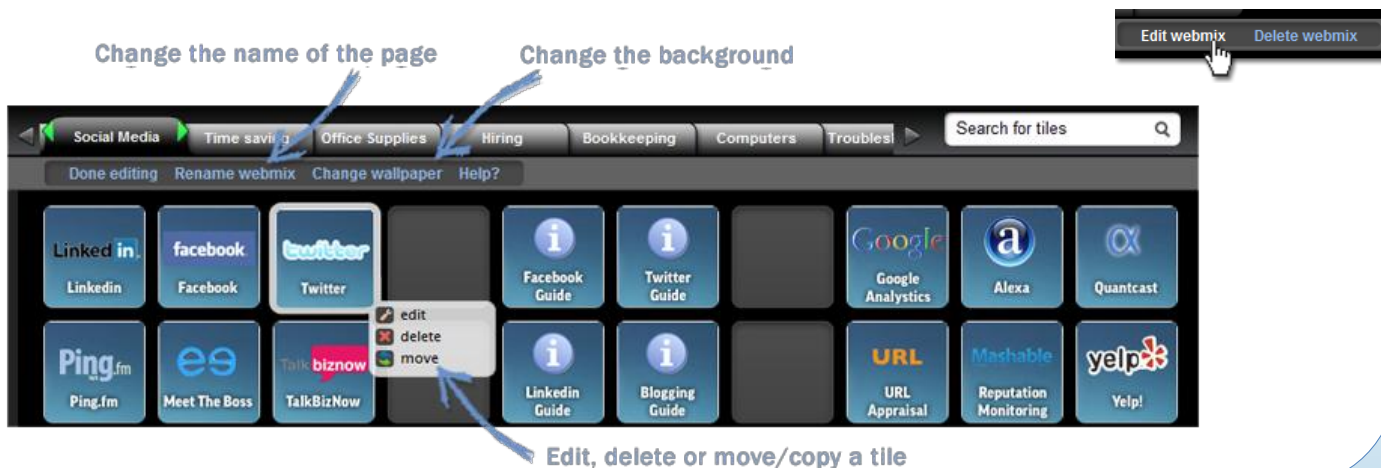
Add a webmix

To add a webmix, just click the **plus** sign.



Change your webmix

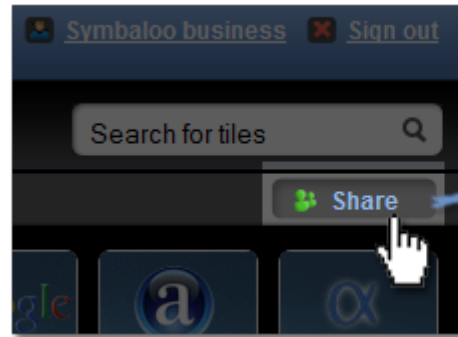
Want to edit a tile, move or copy it to another webmix, or make other changes? Then click **edit webmix**.



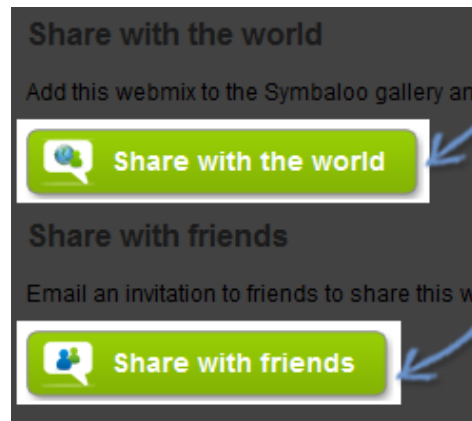
Share.

How to share your Symbaloo webmix

- 1** Click **share** on your webmix



- 2** Choose **share with the world** or **share with friends** (to keep private)



Share with the world

- ✓ Available via Google
- ✓ Added To Symbaloo Gallery
- ✓ Push updates

Share privately

- ✓ Share via email
- ✓ Share via Facebook
- ✓ NOT in Gallery

- 3** Spread your webmix!

Send your webmix through mail, Twitter or Facebook



This is the link for your webmix

What happens if I share my webmix?

Once you share your webmix, Symbaloo gives you a link. If you share the webmix with the world, it will be submitted to search engines such as Google and Bing. In the Webmix Gallery you can keep track of the number of users. Please carefully name the webmix and give it a good description. This will enable more users to find it.

Discover.

How to discover webmixes of others

Find useful webmixes on the second tab

1 Browse through webmixes

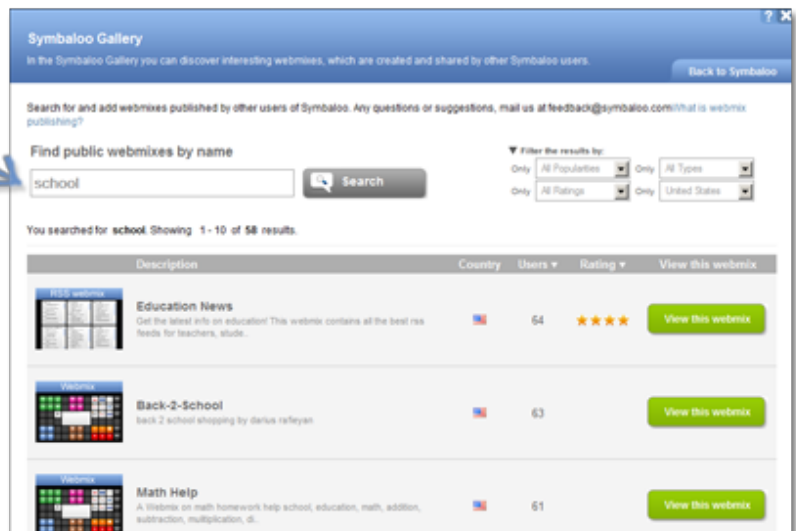
(We've gathered the best webmixes and made them available on the second tab. There you will find great webmixes on a variety of topics)



Or search webmixes in the Symbaloo Gallery

2 Search in our gallery

(To get there, click on the "plus" sign)



Who makes these webmixes?

All the webmixes that you find in the Symbaloo Gallery are made by Symbaloo users. These users might represent a company, organization or a school. They made the webmix for its employees, clients or students.

Symbaloo.

Some additional tricks...

Tiles legend

Links



Click on a tile and surf to that website right away

Newsfeeds



Click on a news tile and read headlines in the center box

Search modules




Search on Google, Wikipedia, or Maps from Symbaloo

Radio



Click on a radio tile, to listen to the radio station directly

Widgets

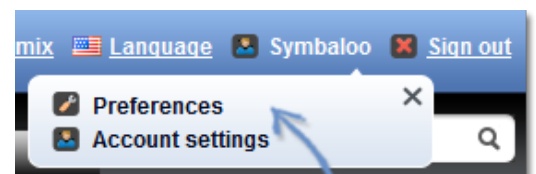


Widgets start a small app in the center box. Eg. the weather

Preferences

Under preferences you can:

- ✓ Determine with which source the center box starts
- ✓ If a new link opens in the same, or in a new screen
- ✓ Which webmix should open first



Set your preferences here

Symbaloo.

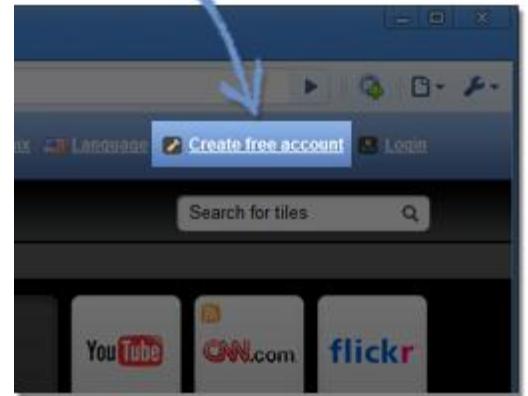
For your convenience...

1 Create an account

(It's easy and free)

- ✓ Only password & email address required
- ✓ Don't lose your favorites anymore
- ✓ Use your settings on any computer in the world

Sign up here



2 Set Symbaloo as startpage

(And start with your favorites quickly. Every day)



Internet Explorer

Click **tools** in upper menu bar

Open **internet options**

Set www.symbaloo.com under homepage



Firefox

Click **tools** in upper menu bar

Open **extra - tab general**

Set www.symbaloo.com under homepage



Safari

Click **edit** in upper menu bar

Open **preferences - tab general**

Set www.symbaloo.com under homepage



Chrome

Click  on the right

Open **options - tab basic settings**

Set www.symbaloo.com under homepage